



OPTIMIZED qPCR MASTER MIXES

Takyon[®] Etheris

Recommended for
microbial DNA detection


Takyon[®] Etheris is a new generation of qPCR Master Mixes optimized for microbial DNA detection. It combines high sensitivity and robustness with an ultra-purified formulation containing minimal residual host DNA, the main cause of false positives in microbial assays.



**Ultra-low residual
host DNA**



**Assembled in
ISO-classified
cleanrooms**



**Available for SYBR[®]
& Probe assays**



**Compatible with all
thermocyclers**



Optimized for both Probe and SYBR® Green qPCR

Takyon® Etheris is available in Probe and SYBR® Green versions, giving you flexibility for microbial DNA detection workflows.

Common advantages

- | Compatibility with all qPCR instruments
- | Hot Start Takyon® Fusion DNA polymerase
- | High fluorescence signal

Additional advantages for probe MMx

- | Enhanced PCR inhibitor tolerance
- | Optimized formulation for high specificity and sensitivity
- | Ideal for multiplexing

Assembled in cleanroom for trusted qPCR results

Takyon® Etheris is assembled in ISO-classified cleanrooms using ultra-purified reagents with minimal residual host DNA to generate clean No Template Controls (NTC).

Each batch undergoes strict quality control, including background DNA testing, to ensure:

- | Low bacterial nucleic acid content
- | Consistent lot-to-lot performance
- | Reliable results in sensitive qPCR assays

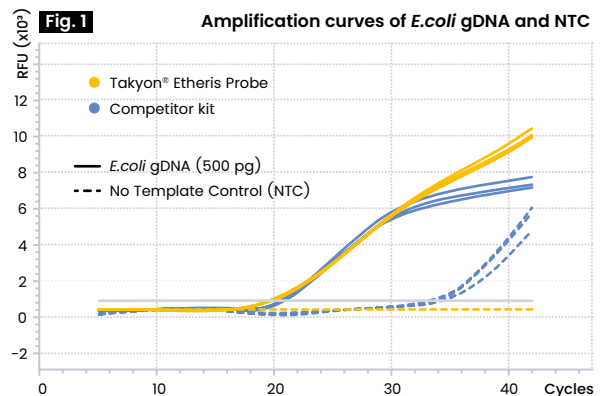


DISCOVER THE
FULL RESULTS ON
OUR WEBSITE

Takyon® Etheris Probe removes background signals

Takyon® Etheris delivers higher sensitivity and stronger amplification signals, with no detectable signal from residual bacterial gDNA. By contrast, the competitor kit produced a Cq signal in the NTC, demonstrating contamination from residual host DNA.

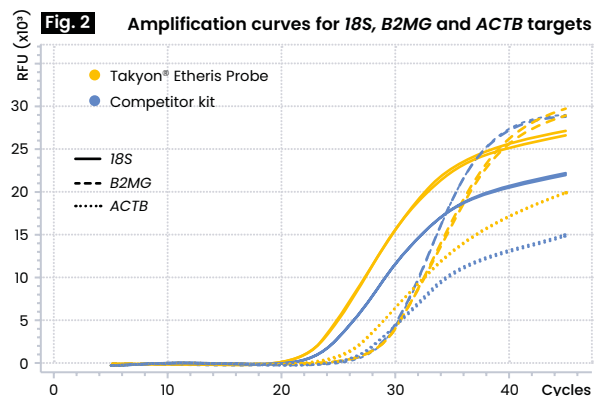
Fig 1. Amplification curves with (line) or without (dotted line) *E.coli* gDNA23S (500 pg) in a qPCR reaction using either Takyon® Etheris Probe (orange) or a competitor (blue) kit. Each assay was performed in technical triplicates. All reactions were run according to the respective manufacturer's protocols.



Outperforms specialized competitor's reagents

Compared to the competitor kit Takyon® Etheris demonstrates improved sensitivity and stronger fluorescence signal intensity across all targets, proving its value in multiplex conditions.

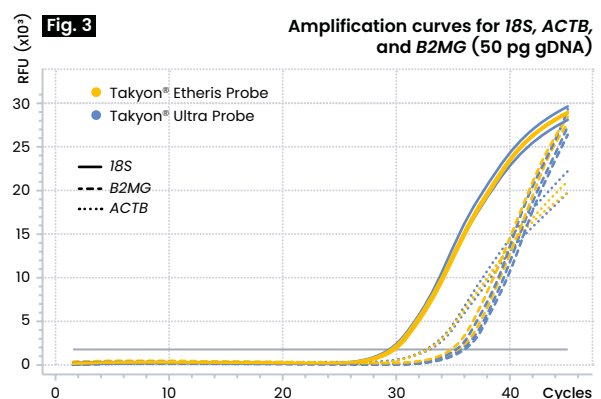
Fig 2. Amplification curves obtained with Takyon® Etheris Probe qPCR Master Mix (orange) and a competitor kit (blue) in a triplex assay targeting *18S*, *B2MG*, and *ACTB* genes. Each reaction was performed in triplicate using 5 ng of DNA template according to the respective manufacturer's protocols.



Keeps the performance of the Takyon® range

Takyon® Etheris and Takyon® Ultra exhibit similar sensitivity and amplification performance across all three tested targets at 50 pg of human gDNA (*18S*, *ACTB* and *B2MG*). Mean Cq values are closely aligned between the two formulations, confirming their equivalent efficiency in detecting low-copy templates.

Fig 3. Amplification curves obtained with Takyon® Etheris Probe qPCR Master Mix (orange) and Takyon® Ultra Probe qPCR Master Mix (blue) for amplification of three human targets: *18S*, *ACTB*, and *B2MG*. Each reaction was performed in triplicate using 50 pg of human genomic DNA as template.



For any assay aimed at detecting microbial DNA



Environmental microbiology

Reliable results even in complex soil or plant samples.



Water quality monitoring

Detect microbes in drinking or wastewater with low background.



Food safety & quality

Ensure pathogen-free products and validated hygiene control.



Clinical & diagnostic microbiology

Trust your molecular tests with clear, contamination-free amplification.



Microbiome analysis

Profile microbial diversity with confidence and precision.



DNA barcoding

Track and identify species across your production chain.

What will you find in your kits?

	Takyon® Etheris for SYBR®-based assays	Takyon® Etheris for Probe-based assays
2X Master Mix with Hot Start Takyon® fusion DNA Polymerase	Blue Master Mix	Clear Master Mix
ROX Normalizing dye provided separately making the kit compatible with all thermocyclers	1 tube of 0.5 mL	1 tube of 0.5 mL
Available Size number of 20 µL reactions	150 RXNs – 750 RXNs 5 packs of 750 RXNs 10 packs of 750 RXNs	150 RXNs – 750 RXNs 5 packs of 750 RXNs 10 packs of 750 RXNs



SCAN TO ORDER
A FREE SAMPLE



SCAN TO ORDER
A FREE SAMPLE

Do you need larger reagent volumes
for routine or commercial use?

Scan this code and contact us at
custom-qpcr@eurogentec.com

